


9th June 2018

Inter Boys


Results

| 100m Hurdles |                 |       |
|--------------|-----------------|-------|
| Position     | Name            | Time  |
| 1            | Ralph Williams  | 13.60 |
| 2            | Freddie Riley   | 14.00 |
| 3            | Josiah Barker   | 14.60 |
| 4            | Joel Evans      | 14.60 |
| 5            | Alex Petty      | 14.10 |
| 6            | Ted Parker      | 14.90 |
| 7            | Cameron Proctor | 15.30 |
| 8            |                 |       |



| 100m     |                       |       |
|----------|-----------------------|-------|
| Position | Name                  | Time  |
| 1        | Destiny Ogali         | 10.85 |
| 2        | Toby Makoyawo         | 10.87 |
| 3        | Jordan Ajayi-Khran    | 11.71 |
| 4        | Jordan Mulholland     | 11.81 |
| 5        | Fortune Isoka-Onwardi | 12.01 |
| 6        | Samad Ibrahim         | 12.05 |
| 7        | Liam Mwula            | 12.05 |
| 8        | Prince Coaster-Etuk   | 13.10 |

| 200m     |               |       |
|----------|---------------|-------|
| Position | Name          | Time  |
| 1        | Destiny Ogali | 22.09 |
| 2        | Tariq Wild    | 22.31 |
| 3        | Luke Wilson   | 23.23 |
| 4        | Semba Bwalya  | 23.39 |
| 5        | Tom Gerard    | 23.45 |
| 6        | Daniel Kessi  | 23.61 |
| 7        | Tolu Elesin   | 23.82 |
| 8        |               |       |




| 400m     |                |       |
|----------|----------------|-------|
| Position | Name           | Time  |
| 1        | Freddie Reilly | 51.36 |
| 2        | Joshua Roache  | 52.93 |
| 3        | Luke Burford   | 53.40 |
| 4        | Dan Fielding   | 54.19 |
| 5        | Tomiwa Oni     | 65.10 |
| 6        |                |       |
| 7        |                |       |
| 8        |                |       |

| 800m     |                       |         |
|----------|-----------------------|---------|
| Position | Name                  | Time    |
| 1        | George Dowding        | 02:02.1 |
| 2        | Alex Harris           | 02:03.1 |
| 3        | Michael Armstrong     | 02:04.3 |
| 4        | James Glyn            | 02:06.7 |
| 5        | Rob Gardener          | 02:07.1 |
| 6        | Mughilan Muralitharan | 02:07.2 |
| 7        | Adam Jolly            | 02:08.1 |
| 8        | Ed McArdle            | 02:08.7 |

| 1500m    |                         |         |
|----------|-------------------------|---------|
| Position | Name                    | Time    |
| 1        | Kristian Imroth         | 04:08.0 |
| 2        | Thomas Cooper           | 04:19.7 |
| 3        | Adam Serag              | 04:19.8 |
| 4        | Charlie Woollett        | 04:19.9 |
| 5        | Callum Nicolson         | 04:24.0 |
| 6        | Sam Sloane              | 04:25.9 |
| 7        | Freddie Truman-Williams | 04:32.2 |
| 8        | Lewis Clark             | 04:48.8 |

| 3000m    |           |         |
|----------|-----------|---------|
| Position | Name      | Time    |
| 1        | Joe Smith | 10:36.9 |
| 2        |           |         |
| 3        |           |         |
| 4        |           |         |
| 5        |           |         |
| 6        |           |         |
| 7        |           |         |
| 8        |           |         |



| Long Jump |                   |          |
|-----------|-------------------|----------|
| Position  | Name              | Distance |
| 1         | Josh Woods        | 6.44     |
| 2         | Dan Fielding      | 6.34     |
| 3         | Tom Gerard        | 5.85     |
| 4         | Joshua Roache     | 5.63     |
| 5         | Jordan Mulholland | 5.55     |
| 6         | Joe Glynn         | 5.46     |
| 7         |                   |          |
| 8         |                   |          |

| Triple Jump |                         |          |
|-------------|-------------------------|----------|
| Position    | Name                    | Distance |
| 1           | Josh Woods              | 13.70    |
| 2           | Daniel Onochie-Williams | 12.57    |
| 3           | Ike Lasende             | 12.54    |
| 4           | Calwyn Lawrence John    | 12.47    |
| 5           | Xander West             | 12.17    |
| 6           | Lalou Olunfunwa         | 11.75    |
| 7           | Nayeem Uddin            | 11.56    |
| 8           | Will Gauke              | 11.55    |

| High Jump |                  |        |
|-----------|------------------|--------|
| Position  | Name             | Height |
| 1         | Cameron Crowe    | 1.80   |
| 2         | Tomiwa Oni       | 1.74   |
| 3         | George Jacquinet | 1.74   |
| 4         |                  |        |
| 5         |                  |        |
| 6         |                  |        |
| 7         |                  |        |
| 8         |                  |        |

| Pole Vault |                |        |
|------------|----------------|--------|
| Position   | Name           | Height |
| 1          | Jonny Rugg     | 4.00   |
| 2          | Dylan Baines   | 3.90   |
| 3          | Zamaan Dudhia  | 3.70   |
| 4          | William Ashton | 3.30   |
| 5          | Stratty Ryan   | 3.20   |
| 6          | Will Gallo     | 2.80   |
| 7          |                |        |
| 8          |                |        |

| Shot Put |               |          |
|----------|---------------|----------|
| Position | Name          | Distance |
| 1        | David Koffi   | 13.15    |
| 2        | Josiah Barker | 12.19    |
| 3        | Henry Bennet  | 11.19    |
| 4        | Kai Lewinton  | 9.66     |
| 5        |               |          |
| 6        |               |          |
| 7        |               |          |
| 8        |               |          |

| Discus   |                  |          |
|----------|------------------|----------|
| Position | Name             | Distance |
| 1        | Dominic Buckland | 44.13    |
| 2        | Jai Johal        | 35.33    |
| 3        | Adam Johal       | 35.32    |
| 4        | Kai Tunstall     | 34.97    |
| 5        | Will Jarvis      | 34.79    |
| 6        | Aleks Belczyk    | 28.61    |
| 7        |                  |          |
| 8        |                  |          |

| Javelin  |                       |          |
|----------|-----------------------|----------|
| Position | Name                  | Distance |
| 1        | Joe Hirst             | 52.13    |
| 2        | Will Jarvis           | 45.76    |
| 3        | Ben Simpkins          | 44.07    |
| 4        | Henry Bennet          | 41.31    |
| 5        | Mughilan Muralitharan | 40.40    |
| 6        | Kai Alland            | 39.95    |
| 7        | Yusif Al-Gurair       | 35.17    |
| 8        | Lewis Taylor          | 35.16    |

| Hammer   |               |          |
|----------|---------------|----------|
| Position | Name          | Distance |
| 1        | Tom Wyatt     | 36.18    |
| 2        | Leo Shinn     | 31.82    |
| 3        | Antoine Rey   | 31.50    |
| 4        | Aleks Belczyk | 22.80    |
| 5        |               |          |
| 6        |               |          |
| 7        |               |          |
| 8        |               |          |



| Races               |       | Name                  | No.                   | Time (0.00) | Herts | National | Entry | Position  | Finalists  |
|---------------------|-------|-----------------------|-----------------------|-------------|-------|----------|-------|-----------|------------|
|                     |       | Heat 1                | Fortune Isoka-Onwardi | 1           | 12.01 |          |       |           |            |
| Toby Makoyawo       | 11    |                       | 10.87                 |             | YES   | YES      |       | 2         | 2          |
| Jordon Mulholland   | 15    |                       | 11.81                 |             |       |          |       | 4         | 4          |
| Samad Ibrahim       | 19    |                       | 12.05                 |             |       |          |       | 6         | 6          |
| Prince Coaster-Etuk | 23    |                       | 13.10                 |             |       |          |       | 8         | 8          |
| Jordan Ajayi-Khiran | 31    |                       | 11.71                 |             |       |          |       | 3         | 3          |
| Destiny Ogali       | 32    |                       | 10.85                 |             | YES   | YES      |       | 1         | 1          |
| Liam Mvula          | 111   |                       | 12.05                 |             |       |          |       | 7         | 7          |
| Heat 2              |       |                       |                       |             |       |          |       | No Runner | No Runner  |
|                     |       |                       |                       |             |       |          |       | No Runner | No Runner  |
|                     |       |                       |                       |             |       |          |       | No Runner | No Runner  |
|                     |       |                       |                       |             |       |          |       | No Runner | No Runner  |
|                     |       |                       |                       |             |       |          |       | No Runner | No Runner  |
|                     |       |                       |                       |             |       |          |       | No Runner | No Runner  |
|                     |       |                       |                       |             |       |          |       | No Runner | No Runner  |
|                     |       |                       |                       |             |       |          |       | No Runner | No Runner  |
| Heat 3              |       |                       |                       |             |       |          |       | No Runner | No Runner  |
|                     |       |                       |                       |             |       |          |       | No Runner | No Runner  |
|                     |       |                       |                       |             |       |          |       | No Runner | No Runner  |
|                     |       |                       |                       |             |       |          |       | No Runner | No Runner  |
|                     |       |                       |                       |             |       |          |       | No Runner | No Runner  |
|                     |       |                       |                       |             |       |          |       | No Runner | No Runner  |
|                     |       |                       |                       |             |       |          |       | No Runner | No Runner  |
|                     |       |                       |                       |             |       |          |       | No Runner | No Runner  |
| Heat 4              |       |                       |                       |             |       |          |       | No Runner | No Runner  |
|                     |       |                       |                       |             |       |          |       | No Runner | No Runner  |
|                     |       |                       |                       |             |       |          |       | No Runner | No Runner  |
|                     |       |                       |                       |             |       |          |       | No Runner | No Runner  |
|                     |       |                       |                       |             |       |          |       | No Runner | No Runner  |
|                     |       |                       |                       |             |       |          |       | No Runner | No Runner  |
|                     |       |                       |                       |             |       |          |       | No Runner | No Runner  |
|                     |       |                       |                       |             |       |          |       | No Runner | No Runner  |
| 100m Final          | 4 1   | Destiny Ogali         | 32                    | 10.85       |       | YES      | YES   | 1         | Inter Boys |
|                     | 5 2   | Toby Makoyawo         | 11                    | 10.87       |       | YES      | YES   | 2         |            |
|                     | 3 3   | Jordan Ajayi-Khiran   | 31                    | 11.71       |       |          |       | 3         |            |
|                     | 6 4   | Jordon Mulholland     | 15                    | 11.81       |       |          |       | 4         |            |
|                     | 2 5   | Fortune Isoka-Onwardi | 1                     | 12.01       |       |          |       | 5         |            |
|                     | 7 6   | Samad Ibrahim         | 19                    | 12.05       |       |          |       | 6         |            |
|                     | 1 7   | Liam Mvula            | 111                   | 12.05       |       |          |       | 7         |            |
|                     | 8 8   | Prince Coaster-Etuk   | 23                    | 13.10       |       |          |       | 8         |            |
| Records             |       |                       |                       |             |       |          |       |           |            |
| Herts               | 10.80 |                       |                       |             |       |          |       |           |            |
| National            | 11.00 |                       |                       |             |       |          |       |           |            |
| Entry               | 11.20 |                       |                       |             |       |          |       |           |            |

| 100m Final |                       |       |
|------------|-----------------------|-------|
| 1          | Destiny Ogali         | 10.85 |
| 2          | Toby Makoyawo         | 10.87 |
| 3          | Jordan Ajayi-Khiran   | 11.71 |
| 4          | Jordon Mulholland     | 11.81 |
| 5          | Fortune Isoka-Onwardi | 12.01 |
| 6          | Samad Ibrahim         | 12.05 |
| 7          | Liam Mvula            | 12.05 |
| 8          | Prince Coaster-Etuk   | 13.10 |

| Races         |                   | Name   | No.           | Time (0.00) | Herts | National | Entry     | Position  | Finalists |            |
|---------------|-------------------|--------|---------------|-------------|-------|----------|-----------|-----------|-----------|------------|
|               |                   | Heat 1 | Luke Wilson   | 5           | 23.35 |          |           |           | 2         | 3          |
| Daniel Neves  | 11                |        | 25.33         |             |       |          | 6         | 12        |           |            |
| Samad Ibrahim | 19                |        | 24.45         |             |       |          | 5         | 10        |           |            |
| Destiny Ogali | 32                |        | 22.38         |             |       | YES      | 1         | 1         |           |            |
| Tom Gerard    | 40                |        | 23.42         |             |       |          | 3         | 5         |           |            |
| Tolu Elesin   | 45                |        | 23.83         |             |       |          | 4         | 6         |           |            |
|               |                   |        |               |             |       |          | No Runner | No Runner |           |            |
| Heat 2        | Daniel Kessi      | 47     | 24.08         |             |       |          | 3         | 7         |           |            |
|               | Tariq Wild        | 80     | 22.95         |             |       |          | 1         | 2         |           |            |
|               | Theo Vickeridge   | 83     | 24.34         |             |       |          | 5         | 9         |           |            |
|               | Semba Bwalya      | 84     | 23.40         |             |       |          | 2         | 4         |           |            |
|               | Solomon Sandiford | 112    | 24.29         |             |       |          | 4         | 8         |           |            |
|               | Naveem Uddin      | 129    | 24.66         |             |       |          | 6         | 11        |           |            |
|               |                   |        |               |             |       |          | No Runner | No Runner |           |            |
| Heat 3        |                   |        |               |             |       |          | No Runner | No Runner |           |            |
|               |                   |        |               |             |       |          | No Runner | No Runner |           |            |
|               |                   |        |               |             |       |          | No Runner | No Runner |           |            |
|               |                   |        |               |             |       |          | No Runner | No Runner |           |            |
|               |                   |        |               |             |       |          | No Runner | No Runner |           |            |
|               |                   |        |               |             |       |          | No Runner | No Runner |           |            |
|               |                   |        |               |             |       |          | No Runner | No Runner |           |            |
| Heat 4        |                   |        |               |             |       |          | No Runner | No Runner |           |            |
|               |                   |        |               |             |       |          | No Runner | No Runner |           |            |
|               |                   |        |               |             |       |          | No Runner | No Runner |           |            |
|               |                   |        |               |             |       |          | No Runner | No Runner |           |            |
|               |                   |        |               |             |       |          | No Runner | No Runner |           |            |
|               |                   |        |               |             |       |          | No Runner | No Runner |           |            |
|               |                   |        |               |             |       |          | No Runner | No Runner |           |            |
| 200m Final    | 4                 | 1      | Destiny Ogali | 32          | 22.09 | NEW      | YES       | YES       | 1         | Inter Boys |
|               | 5                 | 2      | Tariq Wild    | 80          | 22.31 |          |           | YES       | 2         |            |
|               | 3                 | 3      | Luke Wilson   | 5           | 23.23 |          |           |           | 3         |            |
|               | 6                 | 4      | Semba Bwalya  | 84          | 23.39 |          |           |           | 4         |            |
|               | 2                 | 5      | Tom Gerard    | 40          | 23.45 |          |           |           | 5         |            |
|               | 7                 | 7      | Tolu Elesin   | 45          | 23.82 |          |           |           | 7         |            |
|               | 1                 | 6      | Daniel Kessi  | 47          | 23.61 |          |           |           | 6         |            |
|               | 8                 | TBC    |               |             |       |          |           |           | TBC       |            |
| Records       |                   |        |               |             |       |          |           |           |           |            |
| Herts         | 22.10             |        |               |             |       |          |           |           |           |            |
| National      | 22.20             |        |               |             |       |          |           |           |           |            |
| Entry         | 22.80             |        |               |             |       |          |           |           |           |            |

| 200m Final |               |       |
|------------|---------------|-------|
| 1          | Destiny Ogali | 22.09 |
| 2          | Tariq Wild    | 22.31 |
| 3          | Luke Wilson   | 23.23 |
| 4          | Semba Bwalya  | 23.39 |
| 5          | Tom Gerard    | 23.45 |
| 6          | Daniel Kessi  | 23.61 |
| 7          | Tolu Elesin   | 23.82 |
| 8          |               |       |

| Races             |     | Name          | No.            | Time (0.00) | Herts | National | Entry     | Position  | Finalists         |
|-------------------|-----|---------------|----------------|-------------|-------|----------|-----------|-----------|-------------------|
|                   |     | <b>Heat 1</b> | Luke Burford   | 15          | 53.40 |          |           |           | 3                 |
| Freddie Reilly    | 47  |               | 51.36          |             |       |          | 1         | 1         |                   |
| Joshua Roache     | 69  |               | 52.93          |             |       |          | 2         | 2         |                   |
| Tomiwa Oni        | 83  |               | 65.10          |             |       |          | 5         | 5         |                   |
| Dan Fielding      | 96  |               | 54.19          |             |       |          | 4         | 4         |                   |
| <b>Heat 2</b>     |     |               |                |             |       |          | No Runner | No Runner |                   |
|                   |     |               |                |             |       |          | No Runner | No Runner |                   |
|                   |     |               |                |             |       |          | No Runner | No Runner |                   |
|                   |     |               |                |             |       |          | No Runner | No Runner |                   |
|                   |     |               |                |             |       |          | No Runner | No Runner |                   |
|                   |     |               |                |             |       |          | No Runner | No Runner |                   |
|                   |     |               |                |             |       |          | No Runner | No Runner |                   |
|                   |     |               |                |             |       |          | No Runner | No Runner |                   |
| <b>Heat 3</b>     |     |               |                |             |       |          | No Runner | No Runner |                   |
|                   |     |               |                |             |       |          | No Runner | No Runner |                   |
|                   |     |               |                |             |       |          | No Runner | No Runner |                   |
|                   |     |               |                |             |       |          | No Runner | No Runner |                   |
|                   |     |               |                |             |       |          | No Runner | No Runner |                   |
|                   |     |               |                |             |       |          | No Runner | No Runner |                   |
|                   |     |               |                |             |       |          | No Runner | No Runner |                   |
|                   |     |               |                |             |       |          | No Runner | No Runner |                   |
| <b>Heat 4</b>     |     |               |                |             |       |          | No Runner | No Runner |                   |
|                   |     |               |                |             |       |          | No Runner | No Runner |                   |
|                   |     |               |                |             |       |          | No Runner | No Runner |                   |
|                   |     |               |                |             |       |          | No Runner | No Runner |                   |
|                   |     |               |                |             |       |          | No Runner | No Runner |                   |
|                   |     |               |                |             |       |          | No Runner | No Runner |                   |
|                   |     |               |                |             |       |          | No Runner | No Runner |                   |
|                   |     |               |                |             |       |          | No Runner | No Runner |                   |
| <b>400m Final</b> | 4   | 1             | Freddie Reilly | 47          | 51.36 |          |           | 1         | <b>Inter Boys</b> |
|                   | 5   | 2             | Joshua Roache  | 69          | 52.93 |          |           | 2         |                   |
|                   | 3   | 3             | Luke Burford   | 15          | 53.40 |          |           | 3         |                   |
|                   | 6   | 4             | Dan Fielding   | 96          | 54.19 |          |           | 4         |                   |
|                   | 2   | 5             | Tomiwa Oni     | 83          | 65.10 |          |           | 5         |                   |
| 7                 | TBC |               |                |             |       |          | TBC       |           |                   |
| 1                 | TBC |               |                |             |       |          | TBC       |           |                   |
| 8                 | TBC |               |                |             |       |          | TBC       |           |                   |

| Records  |       |
|----------|-------|
| Herts    | 49.20 |
| National | 49.50 |
| Entry    | 51.10 |

| 400m Final |                |       |
|------------|----------------|-------|
| 1          | Freddie Reilly | 51.36 |
| 2          | Joshua Roache  | 52.93 |
| 3          | Luke Burford   | 53.40 |
| 4          | Dan Fielding   | 54.19 |
| 5          | Tomiwa Oni     | 65.10 |
| 6          |                |       |
| 7          |                |       |
| 8          |                |       |









| Races             |      | Name              | No.        | Distance (m.cm) | Herts | National | Entry     | Position   |
|-------------------|------|-------------------|------------|-----------------|-------|----------|-----------|------------|
|                   |      | Final             | Josh Woods | 12              | 6.44  |          |           | YES        |
| Jordon Mulholland | 15   |                   | 5.55       |                 |       |          | 5         |            |
| Joe Glynn         | 26   |                   | 5.46       |                 |       |          | 6         |            |
| Tom Gerard        | 40   |                   | 5.85       |                 |       |          | 3         |            |
| Joshua Roache     | 69   |                   | 5.63       |                 |       |          | 4         |            |
| Dan Fielding      | 96   |                   | 6.34       |                 |       |          | 2         |            |
|                   |      |                   |            |                 |       |          | No Jumper |            |
|                   |      |                   |            |                 |       |          | No Jumper |            |
|                   |      |                   |            |                 |       |          | No Jumper |            |
|                   |      |                   |            |                 |       |          | No Jumper |            |
|                   |      |                   |            |                 |       |          | No Jumper |            |
|                   |      |                   |            |                 |       |          | No Jumper |            |
|                   |      |                   |            |                 |       |          | No Jumper |            |
|                   |      |                   |            |                 |       |          | No Jumper |            |
|                   |      |                   |            |                 |       |          | No Jumper |            |
|                   |      |                   |            |                 |       |          | No Jumper |            |
|                   |      |                   |            |                 |       |          | No Jumper |            |
|                   |      |                   |            |                 |       |          | No Jumper |            |
|                   |      |                   |            |                 |       |          | No Jumper |            |
| Final             | 1    |                   | Josh Woods | 12              | 6.44  |          |           | YES        |
|                   | 2    | Dan Fielding      | 96         | 6.34            |       |          |           |            |
|                   | 3    | Tom Gerard        | 40         | 5.85            |       |          |           |            |
|                   | 4    | Joshua Roache     | 69         | 5.63            |       |          |           |            |
|                   | 5    | Jordon Mulholland | 15         | 5.55            |       |          |           |            |
|                   | 6    | Joe Glynn         | 26         | 5.46            |       |          |           |            |
|                   | 7    |                   |            |                 |       |          |           | Inter Boys |
|                   | 8    |                   |            |                 |       |          |           |            |
|                   | 9    |                   |            |                 |       |          |           |            |
|                   | 10   |                   |            |                 |       |          |           |            |
|                   | 11   |                   |            |                 |       |          |           |            |
|                   | 12   |                   |            |                 |       |          |           |            |
| Records           |      |                   |            |                 |       |          |           |            |
| Herts             | 6.97 |                   |            |                 |       |          |           |            |
| National          | 6.60 |                   |            |                 |       |          |           |            |
| Entry             | 6.40 |                   |            |                 |       |          |           |            |







|                |              | Races           | Name          | No. | Distance (m.cm) | Herts | National | Entry | Position          |
|----------------|--------------|-----------------|---------------|-----|-----------------|-------|----------|-------|-------------------|
|                |              | <b>Shot Put</b> | <b>Final</b>  |     | Josiah Barker   | 35    | 12.19    |       |                   |
|                | David Koffi  |                 |               | 47  | 13.15           |       |          |       | 1                 |
|                | Kai Lewinton |                 |               | 51  | 9.66            |       |          |       | 4                 |
|                | Henry Bennet |                 |               | 147 | 11.19           |       |          |       | 3                 |
|                |              |                 |               |     |                 |       |          |       | No Thrower        |
|                |              |                 |               |     |                 |       |          |       | No Thrower        |
|                |              |                 |               |     |                 |       |          |       | No Thrower        |
|                |              |                 |               |     |                 |       |          |       | No Thrower        |
|                |              |                 |               |     |                 |       |          |       | No Thrower        |
|                |              |                 |               |     |                 |       |          |       | No Thrower        |
|                |              |                 |               |     |                 |       |          |       | No Thrower        |
|                |              |                 |               |     |                 |       |          |       | No Thrower        |
|                |              |                 |               |     |                 |       |          |       | No Thrower        |
|                |              |                 |               |     |                 |       |          |       | No Thrower        |
|                |              |                 |               |     |                 |       |          |       | No Thrower        |
|                |              |                 |               |     |                 |       |          |       | No Thrower        |
|                |              |                 |               |     |                 |       |          |       | No Thrower        |
|                |              |                 |               |     |                 |       |          |       | No Thrower        |
|                |              |                 |               |     |                 |       |          |       | No Thrower        |
|                |              |                 |               |     |                 |       |          |       | No Thrower        |
|                | <b>Final</b> | 1               | David Koffi   | 47  | 13.15           |       |          |       | <b>Shot Put</b>   |
|                |              | 2               | Josiah Barker | 35  | 12.19           |       |          |       |                   |
|                |              | 3               | Henry Bennet  | 147 | 11.19           |       |          |       |                   |
|                |              | 4               | Kai Lewinton  | 51  | 9.66            |       |          |       |                   |
|                |              |                 | 5             |     |                 |       |          |       |                   |
|                |              |                 | 6             |     |                 |       |          |       |                   |
|                |              |                 | 7             |     |                 |       |          |       |                   |
|                |              |                 | 8             |     |                 |       |          |       |                   |
|                |              |                 | 9             |     |                 |       |          |       |                   |
|                |              |                 | 10            |     |                 |       |          |       |                   |
|                |              |                 | 11            |     |                 |       |          |       |                   |
|                |              |                 | 12            |     |                 |       |          |       |                   |
| <b>Records</b> |              |                 |               |     |                 |       |          |       | <b>Inter Boys</b> |
| Herts          | 16.22        |                 |               |     |                 |       |          |       |                   |
| National       | 14.20        |                 |               |     |                 |       |          |       |                   |
| Entry          | 13.20        |                 |               |     |                 |       |          |       |                   |





| Races       |       | Name            | No. | Distance (m.cm) | Herts | National | Entry | Position |            |
|-------------|-------|-----------------|-----|-----------------|-------|----------|-------|----------|------------|
|             |       | Final           |     | Aleks Belczyk   | 42    | 22.80    |       |          |            |
| Tom Wyatt   | 147   |                 |     | 36.18           |       |          |       | 1        |            |
| Leo Shinn   | 247   |                 |     | 31.82           |       |          |       | 2        |            |
| Antoine Rey | 45    |                 |     | 31.50           |       |          |       | 3        |            |
| No Thrower  |       |                 |     |                 |       |          |       |          |            |
| No Thrower  |       |                 |     |                 |       |          |       |          |            |
| No Thrower  |       |                 |     |                 |       |          |       |          |            |
| No Thrower  |       |                 |     |                 |       |          |       |          |            |
| No Thrower  |       |                 |     |                 |       |          |       |          |            |
| No Thrower  |       |                 |     |                 |       |          |       |          |            |
| No Thrower  |       |                 |     |                 |       |          |       |          |            |
| No Thrower  |       |                 |     |                 |       |          |       |          |            |
| No Thrower  |       |                 |     |                 |       |          |       |          |            |
| No Thrower  |       |                 |     |                 |       |          |       |          |            |
| No Thrower  |       |                 |     |                 |       |          |       |          |            |
| No Thrower  |       |                 |     |                 |       |          |       |          |            |
| No Thrower  |       |                 |     |                 |       |          |       |          |            |
| No Thrower  |       |                 |     |                 |       |          |       |          |            |
| No Thrower  |       |                 |     |                 |       |          |       |          |            |
| No Thrower  |       |                 |     |                 |       |          |       |          |            |
| Final       |       | 1 Tom Wyatt     | 147 | 36.18           |       |          |       | Hammer   |            |
|             |       | 2 Leo Shinn     | 247 | 31.82           |       |          |       |          |            |
|             |       | 3 Antoine Rey   | 45  | 31.50           |       |          |       |          |            |
|             |       | 4 Aleks Belczyk | 42  | 22.80           |       |          |       |          |            |
|             |       | 5               |     |                 |       |          |       |          | Inter Boys |
|             |       | 6               |     |                 |       |          |       |          |            |
|             |       | 7               |     |                 |       |          |       |          |            |
|             |       | 8               |     |                 |       |          |       |          |            |
|             |       | 9               |     |                 |       |          |       |          |            |
|             |       | 10              |     |                 |       |          |       |          |            |
|             |       | 11              |     |                 |       |          |       |          |            |
|             |       | 12              |     |                 |       |          |       |          |            |
| Records     |       |                 |     |                 |       |          |       |          |            |
| Herts       | 66.33 |                 |     |                 |       |          |       |          |            |
| National    | 56.00 |                 |     |                 |       |          |       |          |            |
| Entry       | 50.00 |                 |     |                 |       |          |       |          |            |

Hammer

Final

Final

Hammer

Inter Boys